

Hangul Craft

THE ULTIMATE K-ALPHABETS GUIDE



THE ONLY BOOK YOU NEED TO BEGIN WITH

50 PAGES PACKED WITH LEARNING:

VIDEO TUTORIALS | WRITING PRACTICES | INTERACTIVE QUIZZES



'Learning Korean is easy.' I'm sure most of you have heard that from others. However, many of you may be confused and hesitant about *where and how to start*.

Learning Korean is like riding a bicycle; my philosophy is to *keep practicing*. My courses are the best example to reflect this philosophy.

"Can I really do it? But I am a complete beginner compared to other beginners.."
Is learning vocabulary the most important thing for a complete beginner? I think differently.

When learning Korean, the most critical phase is the beginning, akin to learning the ABCs in English. In Korean, which differs significantly from Romanized languages, the creation of sounds and methods of pronunciation are entirely unique.

The pronunciation of a beginner in a foreign language **doesn't undergo significant changes**, even as they progress to an advanced level.

Therefore, when learning Hangul, the presence of a teacher capable of offering **precise pronunciation** becomes crucial.

With over 10 years of teaching experience and more than 10,000 hours invested, I am here to guide you through your Korean learning journey and provide you with the finest Korean pronunciation skills.

With my course, **mastering the Korean alphabet in just one hour** is within reach for anyone.

Everybody, let's make our dreams come true!



TABLE OF CONTENT

🕒 Introduction	4
🕒 Chapter 1: 모음 Korean Vowels	5
-Read and write basic vowels	6
-Practice writing	9
-Read and write compound vowels	10
-Practice writing	13
- Quiz 1	14
🕒 Chapter 2: 자음 Korean Consonants	16
-Read basic consonants + vowel ㅣ	17
-Read and write basic consonants	18
-Read and write aspirated consonants	20
-How to pronounce ㄹ/ㅇ	22
-Read and memorise	23
-Writing exercise	24
-Vocab	25
-Quiz 2	27
🕒 Chapter 3: 쌍자음 Double Consonants	29
-Read and memorise	30
-Writing exercise	31
-Vocab	32
-Understand the differences	33
-How to pronounce 의	34
-Quiz 3	35
-Quiz 4	36
🕒 Chapter 4: 받침 Final Consonants	37
-Vocab	41
-Quiz 5	43
-Quiz 6	44
🕒 Final Test	45
🕒 Answers	48

Introduction to Hangeul

Consonants and vowels:

Consonants (19)	ㄱ	ㄴ	ㄷ	ㄹ	ㅁ	ㅂ	ㅅ
	ㅇ	ㅈ	ㅊ	ㅋ	ㅌ	ㅍ	ㅎ
	ㄲ	ㄸ	ㅃ	ㅆ	ㅉ		
Vowels (21)	ㅏ	ㅑ	ㅓ	ㅕ	ㅡ	ㅣ	
	ㅗ	ㅛ	ㅜ	ㅠ	ㅞ	ㅟ	ㅠ
	ㅘ	ㅙ	ㅚ	ㅜ	ㅝ	ㅞ	ㅟ

FIVE ways to form a Korean word:

①

C	V
---	---

나

②

C
V

무

③

C
V
C

농

④

C	V
C	

장





⑤

C	V
C	C












일

Chapter 1: Korean Vowels

BASIC:

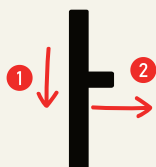
				
a	ya	eo	yeo	o
				
yo	oo	yoo	eu	ee

COMPOUND:

					
eh	ae	yeh	yae	wah	woh
					
wui	eui	weh	weh	weh	



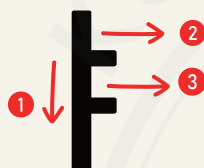
1.1: Read and write basic vowels.



[a]



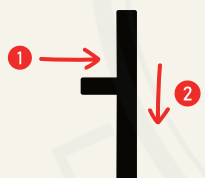
a	a						
---	---	--	--	--	--	--	--



[ya]



ya	ya						
----	----	--	--	--	--	--	--

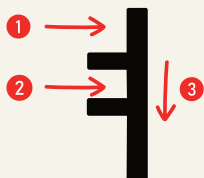


[eo]



New York

eo	eo						
----	----	--	--	--	--	--	--

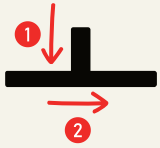


[yeo]



New York

yeo	yeo						
-----	-----	--	--	--	--	--	--

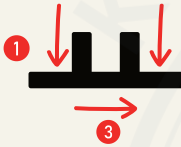


[o]

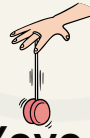


Oh my god!

o	o						
---	---	--	--	--	--	--	--

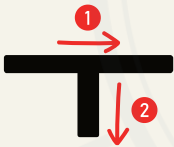


[yo]



Yoyo

yo	yo						
----	----	--	--	--	--	--	--

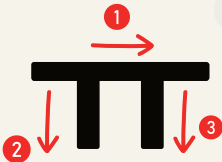


[oo]



Wood

oo	oo						
----	----	--	--	--	--	--	--




[yoo]



Yoo-hoo!

yoo	yoo						
-----	-----	--	--	--	--	--	--



[eu]



THE
The

—	—						
---	---	--	--	--	--	--	--




[ee]




Cheeese

--	--	--	--	--	--	--	--

1.2: Practice writing.



아	아					
야	야					
어	어					
여	여					
오	오					
요	요					
우	우					
유	유					
이	이					
이	이					

1.3: Read and write compound vowels.



ㅏ

[eh]



Egg

ㅏ	ㅏ						
---	---	--	--	--	--	--	--

ㅑ

[ae]



Apple

ㅑ	ㅑ						
---	---	--	--	--	--	--	--

ㅓ

[yeh]



Yell

ㅓ	ㅓ						
---	---	--	--	--	--	--	--

ㅕ

[yae]



Yam

ㅕ	ㅕ						
---	---	--	--	--	--	--	--



Important note: Romanization for ㅏ/ㅓ and ㅑ/ㅕ are different, but Koreans pronounce them as 'eh'/'yeh,' so do not get confused and don't worry. [ae]/[eh] can both be pronounced as [eh].



ㅏ [wah]



ㅏ	ㅏ						
---	---	--	--	--	--	--	--

ㅑ [woh]



Wok

ㅑ	ㅑ						
---	---	--	--	--	--	--	--

ㅓ [wui]



ㅓ	ㅓ						
---	---	--	--	--	--	--	--

ㅕ [eui]



Eui
Thee + Easy

ㅕ	ㅕ						
---	---	--	--	--	--	--	--



ㅈ

[weh]



Weather

ㅈ	ㅈ						
---	---	--	--	--	--	--	--

ㅊ

[weh]



Sweater

ㅊ	ㅊ						
---	---	--	--	--	--	--	--

ㅉ

[weh]



Wet

ㅉ	ㅉ						
---	---	--	--	--	--	--	--



Important note: Formation of these three words are different, but Koreans pronounce them as 'weh,' so do not get confused and don't worry. They all can be pronounced as just [weh].

1.4: Practice writing.



에	에						
애	애						
예	예						
애	애						
와	와						
워	워						
위	위						
의	의						
외	외						
왜	왜						
웨	웨						

QUIZ 1



1. Listen to the following, mark o if the syllable matches the sound you hear, and mark x if not.

1)오 2) 유 3)어 4) 이
() () () ()


2. Listen and number the words as you hear them.

오이 아이 이
() () ()

어 여우 우유
() () ()

3. Listen carefully and choose the correct one.

1) 우 오 2) 으 이 3) 오 어
4) 아 야 5) 요 유 6) 여 요



4. Listen to the following, mark o if the syllable matches the sound you hear, and mark x if not.

- | | | | |
|---------|---------|---------|---------|
| 1) 의 | 2) 왜 | 3) 와 | 4) 위 |
| () | () | () | () |

5. Listen and number the words as you hear them.

- | | | |
|---------|---------|---------|
| 예 | 의 | 위 |
| () | () | () |
| 워 | 와 | 에 |
| () | () | () |

6. Listen carefully and choose the correct one.

- | | | |
|-----------|-----------|-----------|
| 1) 애 예 | 2) 왜 예 | 3) 워 위 |
| 4) 위 의 | 5) 워 위 | 6) 워 와 |

Chapter 2: Korean Consonants



SINGLE:

ㄱ	ㄴ	ㄷ	ㄹ	ㅁ
g	n	d	L/r	m
ㅂ	ㅅ	ㅇ	ㅈ	ㅊ
b	s	silent/ng	j	ch
ㅋ	ㅌ	ㅍ	ㅎ	
k	t	p	h	

DOUBLE:

ㄲ	ㄸ	ㅃ	ㅆ	ㅉ
gg	dd	bb	ss	jj

2.1: Read basic consonants + vowel ㅣ .



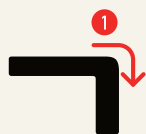
SINGLE:

가	나	다	라	마
ga	na	da	La	ma
바	사	아	자	차
ba	sa	a	ja	cha
카	타	파	하	
ka	ta	pa	ha	

DOUBLE:

까	따	빠	сса	짜
gga	dda	bba	ssa	jja

2.2 Read and write basic consonants.



[g]



gun

가

가	가						
---	---	--	--	--	--	--	--



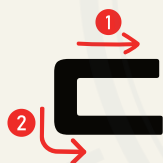
[n]



nose

나

나	나						
---	---	--	--	--	--	--	--



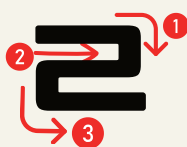
[d]



door

다

다	다						
---	---	--	--	--	--	--	--



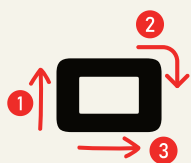
[l/r]



ladder

라

라	라						
---	---	--	--	--	--	--	--



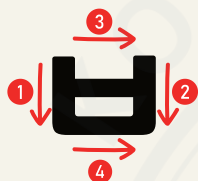
[m]



mail

마

ㅁ	ㅁ						
---	---	--	--	--	--	--	--



[b]



bed

바

ㅂ	ㅂ						
---	---	--	--	--	--	--	--



[s]




stand

사

ㅅ	ㅅ						
---	---	--	--	--	--	--	--



[silent]



아

ㅇ	ㅇ						
---	---	--	--	--	--	--	--



[j]



jacket

자

ㅈ	ㅈ						
---	---	--	--	--	--	--	--

2.3: Read and write aspirated consonants.



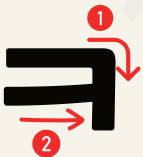
[ch]



chick

차

ㅊ	ㅊ						
---	---	--	--	--	--	--	--



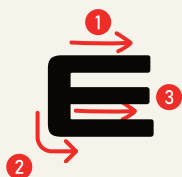
[k]



key

카

ㅋ	ㅋ						
---	---	--	--	--	--	--	--



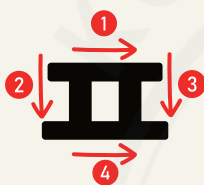
[t]



table

타

ㅌ	ㅌ						
---	---	--	--	--	--	--	--



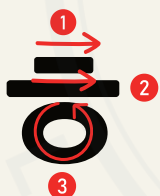
[p]



pi

파

ㅍ	ㅍ						
---	---	--	--	--	--	--	--



[h]



hat

하

ㅎ	ㅎ						
---	---	--	--	--	--	--	--

What are aspirated consonants?

Aspirated consonants refer to a type of consonant sound produced with *a burst of breath* or *a strong puff of air*.

For example, compare the following pairs of words:

1. "pat" (aspirated) vs. "bat" (unaspirated)
2. "top" (aspirated) vs. "stop" (unaspirated)
3. "kit" (aspirated) vs. "skit" (unaspirated)

In Korean, we have 5 aspirated consonants: **ㅊ ㅋ ㅌ ㅍ ㅎ**.

2.4: How to pronounce ㄹ / ㅇ.

ㄹ ≠ L / R ?!

EXPLANATION:

The correct pronunciation for letter ㄹ is in between L and R. Your tongue does touch the top of your mouth, at the same time your tongue goes to the back of your mouth just **HALFWAY**.

ㅇ = silent/ng?!

EXPLANATION:

ㅇ in front/on top of a vowel = silent

야 [ya]

요 [yo]

ㅇ as final consonant (batchim) = ng

당[dang]

농[nong]

2.5: Read and memorise.



가	갸	거	겨	고	교	구	규	그	기
나	냐	너	녀	노	뇨	누	뉴	느	니
다	댜	더	녀	도	됴	두	듀	드	디
라	랴	러	려	로	료	루	류	르	리
마	먀	머	며	모	묘	무	뮤	므	미
바	뵤	버	벼	보	보	부	뷰	브	비
사	샤	서	셔	소	쇼	수	슈	스	시
아	야	어	여	오	요	우	유	으	이
자	쟈	저	져	조	죠	주	쥬	즈	지
차	챤	처	쳐	초	초	추	츰	츠	치
카	캬	커	켜	코	코	쿠	큐	크	키
타	탤	터	텨	토	토	투	튜	트	티
파	팜	퍼	펴	포	표	푸	퓨	프	피
하	햤	허	혀	호	호	후	휴	흐	히

2.6: Writing Exercise.

	ㅏ	ㅑ	ㅓ	ㅕ	ㅗ	ㅛ	ㅜ	ㅠ	ㅡ	ㅣ
ㄱ										
ㄴ										
ㄷ										
ㄹ										
ㅁ										
ㅂ										
ㅅ										
ㅇ										
ㅈ										
ㅊ										
ㅋ										
ㅌ										
ㅍ										
ㅎ										




Vocab:

			
가지	수저	다리미	구두

			
하마	비누	호수	자두

			
부모	드라마	나비	머리

Vocab:




			
가게	개미	시계	얘기

			
사과	줘요	쥐	의자

			
돼지	스웨터	회사	예뻐요

QUIZ 2



1. Listen to the following, mark o if the syllable matches the sound you hear, and mark x if not.


- | | | | |
|---------|---------|---------|---------|
| 1) 나비 | 2) 고기 | 3) 모자 | 4) 비누 |
| () | () | () | () |

2. Listen and number the words as you hear them.

- | | | |
|---------|---------|---------|
| 어머니 | 기사 | 우리 |
| () | () | () |
| 나무 | 하마 | 어디 |
| () | () | () |

3. Listen carefully and choose the correct one.

- | | | | | | |
|-------|----|-------|----|-------|----|
| 1) 오리 | 우리 | 2) 가수 | 고수 | 3) 구두 | 구누 |
| 4) 호수 | 후수 | 5) 허리 | 후라 | 6) 지도 | 차도 |



4. Listen to the following, mark o if the syllable matches the sound you hear, and mark x if not.

- | | | | |
|---------|---------|---------|---------|
| 1) 차 | 2) 카 | 3) 마 | 4) 다 |
| () | () | () | () |

5. Listen and number the words as you hear them.

- | | | |
|---------|---------|---------|
| 쿠키 | 차 | 기차 |
| () | () | () |
| 포도 | 표 | 코 |
| () | () | () |

6. Listen carefully and choose the correct one.

- | | | | | | |
|-------|----|-------|----|--------|-----|
| 1) 피부 | 바보 | 2) 파리 | 바리 | 3) 토마토 | 도래미 |
| 4) 슈퍼 | 우유 | 5) 고추 | 고자 | 6) 자 | 차 |

Chapter 3: Double Consonants



ㄱㄱ
[gg]

ㄱㄱ	ㄱㄱ					
----	----	--	--	--	--	--

ㄷㄷ
[dd]

ㄷㄷ	ㄷㄷ					
----	----	--	--	--	--	--

ㅂㅂ
[bb]

ㅂㅂ	ㅂㅂ					
----	----	--	--	--	--	--

ㅅㅅ
[ss]

ㅅㅅ	ㅅㅅ					
----	----	--	--	--	--	--

ㅈㅈ
[jj]

ㅈㅈ	ㅈㅈ					
----	----	--	--	--	--	--



3.1: Read and memorise.

까	따	빠	싸	짜
까	따	빠	싸	짜
꺼	더	베	써	저
껴	더	베	써	저
꼬	또	보	쏘	조
꼬	또	보	쏘	조
꾸	뚜	부	쑤	쭤
꾸	뚜	부	쑤	쭤
꼬	뜨	브	쓰	즈
끼	띠	베	씨	찌

3.2 Writing Exercise.

	ㄱ	ㄷ	ㅂ	ㅅ	ㅈ
ㅏ					
ㅑ					
ㅓ					
ㅕ					
ㅗ					
ㅛ					
ㅜ					
ㅠ					
ㅡ					
ㅣ					


Vocab:



까마귀	꼬리	코끼리	따요

머리띠	아빠	나빠요	뿌리

싸요	써요	짜요	쪼요



3.3 Understand the differences

가 ga	카 ka	까 gga
다 da	타 ta	따 dda
바 ba	파 pa	빠 bba
자 ja	차 cha	짜 jja
사 sa	-	싸 ssa

3.4: How to pronounce 의



ㅡ| as ㅡ|

[Eui] Rule 1:

1. ㅡ| is used as the consonant ㅇ.
2. ㅡ| is used in the first syllable of a words.

의자 chair
의사 doctor
의료 medical care

ㅡ| as ㅍ|

[Eh] Rule 2:

1. ㅡ| is used as the possessive 의.

민수의 의자 Minsu's chair
나의 엄마 my mom
마리오의 학교 Mario's school


ㅡ| as |

[i] Rule 3:

1. ㅡ| is used in the first syllable with consonants other than ㅇ.
2. ㅡ| is used iother syllable with consonants position with any consonant.

회의 meeting
희망 hope
띄다 to be seen easily

QUIZ 3



1. Listen to the following, mark o if the syllable matches the sound you hear, and mark x if not.

- | | | | |
|---------|---------|---------|---------|
| 1) 꼬리 | 2) 뼈 | 3) 씨 | 4) 까치 |
| () | () | () | () |


2. Listen and number the words as you hear them.

- | | | |
|---------|---------|---------|
| 까 | 뚜 | 짜 |
| () | () | () |
| 따 | 쏘 | 띠 |
| () | () | () |

3. Listen carefully and choose the correct one.

- | | | | | | |
|-------|----|-------|----|--------|-----|
| 1) 가요 | 까요 | 2) 차요 | 짜요 | 3) 커요 | 꺼요 |
| 4) 사요 | 싸요 | 5) 부리 | 뿌리 | 6) 아파요 | 바빠요 |

QUIZ 4



1. Listen to the following, mark o if the syllable matches the sound you hear, and mark x if not.

- 1) 짜다 2) 가짜 3) 우표 4) 머리띠
() () () ()

2. Listen and number the words as you hear them.

- 조 초 쪼
() () ()
- 빠 사 뜨
() () ()

3. Listen carefully and choose the correct one.

- 1) 여자 여우 2) 교수 꼬리 3) 뜨 떠
4) 기자 기차 5) 아빠 아파 6) 도시 도로

Chapter 4:

Final Consonants




ㄱ	ㅋ	ㆁ
-g		

ㄴ	ㄷ	ㅁ
-n	-l	-m

ㅂ	ㅍ	ㅇ
-b		-ng

ㄷ	ㅌ	ㄴ	ㅈ	ㅊ	ㅅ	ㅎ
-d						



①

ㄱ ㅋ ㆁ -g



책

[chae^g]

부엌

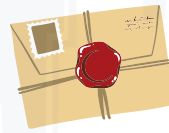
[bu eo^g]

밖

[ba^g]

②

ㄴ -n



눈

[nuⁿ]

산

[saⁿ]

편지

[pyeonⁿ ji]

③

ㄹ -l/r



말


[ma^l]

얼굴

[eo^l gul]

물

[mu^l]



4

ㅁ -m

3



삼

[sa**m**]

남자

[na**m** ja]

뱀

[bae**m**]

5

ㅃㅍ -b



밥

[ba**b**]

컵

[keo**b**]

잎

[i**b**]

6

ㅇ -ng



강


[ga**ng**]

빵

[bba**ng**]

병

[bye**ng**]



⑦

ㄷㅌㅅㅆㅈㅊㅌㅎ -d



옷

[od]



받다

[bad da]



꽃

[ggo^ud]



팥

[pa^ud]



찾다

[cha^ud da]



놓다

[no^ud da]



있다

[i^ud da]

Vocab:








책상	서랍	옷장	응원

부엌	오늘	엄마	맛집



백화점	병원	곶감	언니

Vocab:



			
택시	냉장고	선풍기	컴퓨터

			
텔레비전	짜장면	빨갱다	숲속

			
까치발	연예인	살짝	뜨겁다

QUIZ 5



1. Listen to the following, mark o if the syllable matches the sound you hear, and mark x if not.

- | | | | |
|---------|---------|---------|---------|
| 1)문 | 2) 받 | 3)용 | 4) 각 |
| () | () | () | () |

2. Match each word with word that has the same pronunciation.

낮
■

술
■

박
■


■ ■
술 술

■ ■
낮 남

■ ■
박 발

3. Listen carefully and choose the correct one.

- | | | |
|----------|----------|----------|
| 1) 일 잊 | 2) 찬 창 | 3) 강 갇 |
| 4) 앞 임 | 5) 꿈 공 | 6) 찾 잘 |



QUIZ 6 Combine the letters.

ㅍ + ㅣ + ㅅ		ㄱ + ㅊ + ㄴ	
ㅅ + ㅣ + ㅅ		ㅇ + ㅓ	
ㄷ + ㅊ		ㅌ + ㅣ + ㅅ	
ㅍ + ㅓ + ㅅ		ㅎ + ㅓ	
ㅍ + ㅓ + ㅅ		ㄷ + ㅡ + ㄷ	
ㅈ + ㅣ + ㄴ		ㅉ + ㅣ + ㄴ	
ㅅ + ㅣ + ㄹ		ㅎ + ㅓ + ㄱ	
ㅇ + ㅓ + ㅅ		ㅍ + ㅓ + ㅅ	
ㅍ + ㅡ + ㅌ		ㅅ + ㅣ + ㄱ	

FINAL TEST

50

Q1. These consonants change to aspirated consonants if you exhale more air when you speak. What do they become?

ㄷ > ()

ㅌ > ()

ㄱ > ()

ㅋ > ()



Listen to the audio track and circle the sound you hear.

Q2 위 / 웨

Q3 야 / 여

Q4 요 / 여

Q5 의 / 위

Q6 와 / 워

Q7 이 / 의

Q8 바 / 파

Q9 구 / 쿠

Q10 저 / 처

Q11 사 / 싸

Q12 가 / 까 / 카

Q13 뱀 / 피

Q14 과 / 귀

Q15 헤 / 해

Q16. How does ㅇ as a Batchim? Circle your answer.

silent / ng

Q17. Which of the vowels below can't be written to the right of a consonant?

- A ㅣ
- B |
- C ㅞ
- D —

Q18. Which of the vowels below can't be written below a consonant?

- A |
- B ㅝ
- C ㅚ
- D —



Q19. Which vowel sounds like the 'we' in the English word 'wet'?

- A ㅐ
- B ㅑ
- C ㅓ
- D ㅕ

Q22. Which vowel sounds like the 'wa' in the English word 'WhatsApp'?

- A 와
- B 워
- C 왜
- D 위

Q20. Which consonant acts as a silent one when it's written before a vowel?

- A ㅇ
- B ㄱ
- C ㅋ
- D ㆁ

Q23. Write down the 5 doubled consonants.

- ()
- ()
- ()
- ()
- ()

Q21. Which vowel doesn't not sound like as 'weh'?

- A ㅒ
- B ㅓ
- C ㅕ
- D ㅗ



Listen to the audio track and write them down.

- Q24 ()
- Q25 ()
- Q26 ()
- Q27 ()
- Q28 ()
- Q29 ()
- Q30 ()
- Q31 ()
- Q32 ()
- Q33 ()
- Q34 ()
- Q35 ()
- Q36 ()
- Q37 ()



Listen and write the answers in Hangul.

- Q43 pretty > ()
- Q44 apple > ()
- Q45 hat > ()
- Q46 chair > ()
- Q47 pig > ()
- Q48 elephant > ()
- Q49 book > ()
- Q50 bottle > ()



Listen and fill in the blanks.

- Q38 의 _
- Q39 _ 퍼
- Q40 부 _
- Q41 개 _
- Q42 _ 퓨터



ANSWER

QUIZ 1

1. Listen to the following, mark o if the syllable matches the sound you hear, and mark x if not.

1)오 2)유 3)어 4)이
(X) (O) (O) (X)

2. Listen and number the words as you hear them.

오이 아이 이
(1) (3) (4)

어 여우 우유
(5) (6) (2)

3. Listen carefully and choose the correct one.

1) (우) 오 2) (으) 이 3) 오 (어)
4) 아 (야) 5) (요) 유 6) (여) 요

4. Listen to the following, mark o if the syllable matches the sound you hear, and mark x if not.

1)의 2)왜 3)와 4)위
(O) (O) (O) (X)

5. Listen and number the words as you hear them.

예 의 위
(4) (5) (6)

워 와 예
(1) (2) (3)

6. Listen carefully and choose the correct one.

1) (애) 예 2) 왜 (예) 3) (웨) 위
4) (위) 의 5) (워) 위 6) 워 (와)

QUIZ 2

1. Listen to the following, mark o if the syllable matches the sound you hear, and mark x if not.

- 1) 나비 2) 고기 3) 모자 4) 비누
(o) (o) (x) (o)

2. Listen and number the words as you hear them.

- 어머니 기사 우리
(4) (5) (2)
- 나무 하마 어디
(6) (3) (1)

3. Listen carefully and choose the correct one.

- 1) 오리 우리 2) 가수 고수 3) 구두 구누
4) 호수 후수 5) 허리 후라 6) 지도 차도

4. Listen to the following, mark o if the syllable matches the sound you hear, and mark x if not.

- 1) 차 2) 카 3) 마 4) 다
(x) (x) (o) (o)

5. Listen and number the words as you hear them.

- 쿠키 차 기차
(2) (4) (5)
- 포도 표 코
(1) (6) (3)

6. Listen carefully and choose the correct one.

- 1) 피부 바보 2) 파리 바리 3) 토마토 도래미
4) 슈퍼 우유 5) 고추 고자 6) 자 차

QUIZ 3

1. Listen to the following, mark o if the syllable matches the sound you hear, and mark x if not.

- 1) 꼬리 2) 뻘 3) 씨 4) 까치
(x) (o) (o) (0)

2. Listen and number the words as you hear them.

- 까 두 짜
(2) (5) (1)
따 쏘 띠
(3) (4) (6)

3. Listen carefully and choose the correct one.

- 1) 가요 (까요) 2) (차요) 짜요 3) (커요) 꺼요
4) (사요) 싸요 5) 부리 (뿌리) 6) 아파요 바빠요

QUIZ 4

1. Listen to the following, mark o if the syllable matches the sound you hear, and mark x if not.

- 1) 짜다 2) 가짜 3) 우표 4) 머리띠
(o) (o) (x) (o)

2. Listen and number the words as you hear them.

- 조 초 쪼
(1) (3) (2)
뻘 사 뜨
(5) (6) (4)

3. Listen carefully and choose the correct one.

- 1) (여자) 여우 2) (교수) 꼬리 3) 뜨 (떠)
4) 기자 (기차) 5) 아빠 (아파) 6) 도시 (도로)

QUIZ 5

1. Listen to the following, mark o if the syllable matches the sound you hear, and mark x if not.

1)문 2) 받 3)용 4) 각
(x) (o) (o) (o)

2. Match each word with word that has the same pronunciation.



3. Listen carefully and choose the correct one.

1) 일 (잇) 2) 찬 (창) 3) 강 (갈)
4) (앞) 임 5) (꿈) 공 6) (찾) 잘

QUIZ 6

ㅋ + ㅣ + ㅇ	킹	ㄱ + ㅐ + ㄴ	관
ㅂ + ㅣ + ㅂ	밥	ㅇ + ㅡ	의
ㄷ + ㅐ	돼	ㅌ + ㅣ + ㅇ	팅
ㅋ + ㅊ + ㅇ	콩	ㅎ + ㅓ	회
ㄱ + ㅈ + ㅁ	꿈	ㄷ + ㅡ + ㄷ	든
ㅈ + ㅣ + ㄴ	잔	ㅅ + ㅣ + ㄴ	싼
ㅅ + ㅣ + ㄹ	살	ㅎ + ㅓ + ㄱ	획
ㅇ + ㅈ + ㅇ	양	ㄱ + ㅏ + ㅇ	광
ㄱ + ㅡ + ㅌ	끝	ㅁ + ㅣ + ㄱ	먹

FINAL TEST

Q1: ㅌ, ㅍ, ㅍ, ㅋ

Q2: 웨

Q3: 야

Q4: 요

Q5: 의

Q6: 워

Q7: 이

Q8: 파

Q9: 쿠

Q10: 저

Q11: 싸

Q12: 까

Q13: 피

Q14: 꽤

Q15: 헤

Q16: ng

Q17: D

Q18: A

Q19: A

Q20: A

Q21: C

Q22: A

Q23: ㄱ ㄴ ㄷ ㄹ ㅁ

Q24: 킹

Q25: 나무

Q26: 고양이

Q27: 꼬리

Q28: 하마

Q29: 구두

Q30: 응원

Q31: 책상

Q32: 편지

Q33: 삼

Q34: 엄마

Q35: 가게

Q36: 냉장고

Q37: 머리띠

Q38: 사

Q39: 슈

Q40: 모

Q41: 미

Q42: 컴

Q43: 예뻐요

Q44: 사과

Q45: 모자

Q46: 의자

Q47: 돼지

Q48: 코끼리

Q49: 책

Q50: 병



*All rights reserved. This [Hangul Craft: The Ultimate K-Alphabets Guide] is protected by copyright law.

Unauthorized reproduction, distribution, or use without permission is strictly prohibited and may result in legal action.

Master Korean Alphabets with Mario
Followed by 2 Million Korean Learners

THE ONLY BOOK YOU NEED TO BEGIN WITH

The pronunciation of a beginner in a foreign language doesn't undergo significant changes, even as they progress to an advanced level.

Therefore, when learning Hangul, the presence of a teacher capable of offering precise pronunciation becomes crucial.

With over 10 years of teaching experience and more than 10,000 hours invested, I am here to guide you through your Korean learning journey and provide you with the finest Korean pronunciation skills.

